

Technical sheet :

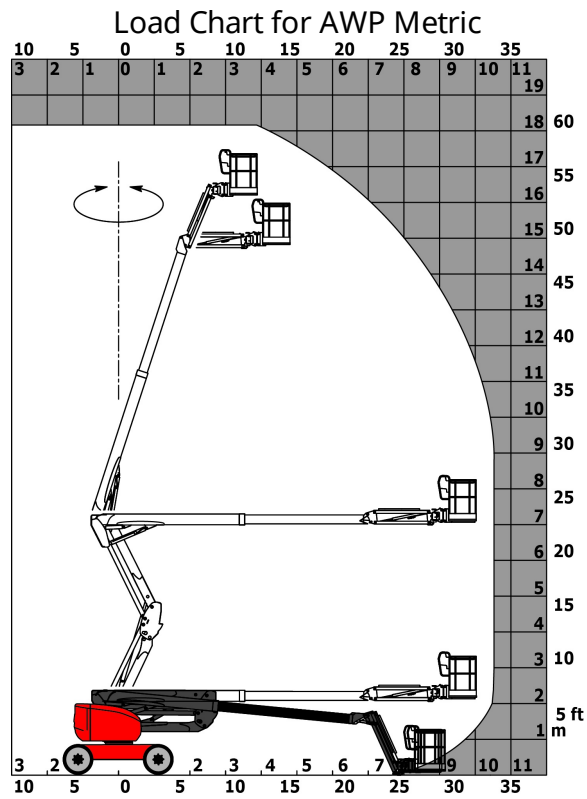
# **180 ATJ**

---

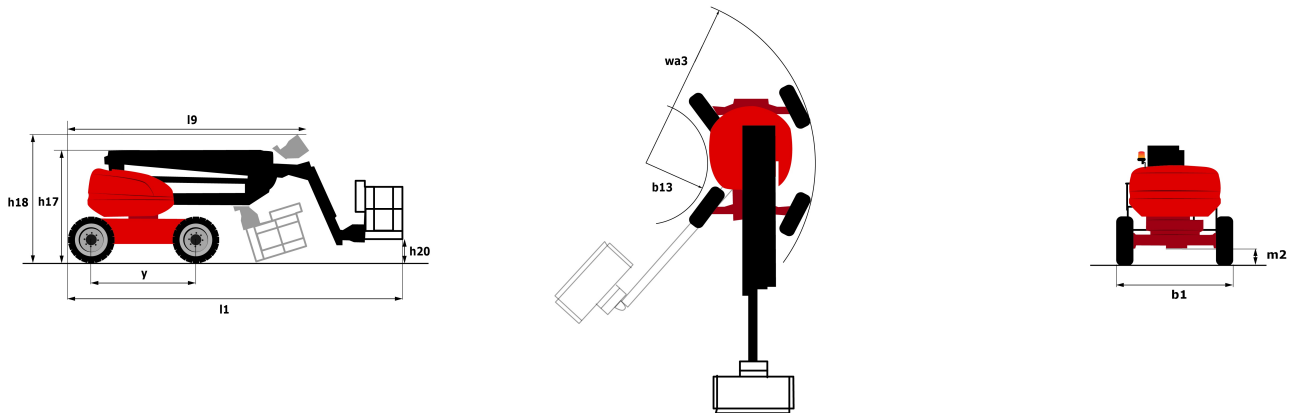


Capacities		Metric	Imperial
Working height	h21	18.19 m	59 ft 8 in
Platform height	h7	16.19 m	53 ft 1 in
Max. outreach	r1	10.51 m	34 ft 6 in
Overhang	h31	7.55 m	24 ft 9 in
Pendular arm rotation (bottom)		+59,5 °	+59,5 °
Platform capacity	Q	230 kg	507 lbs
Turret rotation		350 °	350 °
Platform rotation (right / left)		90 ° / 90 °	90 ° / 90 °
Number of people (inside / outside)		2 / 2	2 / 2
Weight and dimensions			
Platform weight*		7430 kg	16380 lbs
Platform dimensions (length x width)	lp / ep	1.8 m x 0.8 m	5 ft 11 in x 2 ft 7 in
Overall width	b1	2.32 m	7 ft 7 in
Overall length	l1	7.79 m	25 ft 7 in
Overall height	h17	2.47 m	8 ft 1 in
Overall length (stowed)	l9	5.56 m	18 ft 3 in
Overall height (stowed)	h18	2.56 m	8 ft 5 in
Floor height (access)	h20	0.4 m	1 ft 4 in
Counterweight offset (turret at 90°)	a7	0.22 m	9 in
Internal turning radius (over tyres)	b13	1.38 m	4 ft 6 in
External turning radius	Wa3	3.75 m	12 ft 4 in
Ground clearance at centre of wheelbase	m2	0.4 m	1 ft 4 in
Wheelbase	y	2.2 m	7 ft 3 in
Performances			
Drive speed - stowed		5 km/h	3.1 mph
Drive speed - raised		1 km/h	0.6 mph
Gradeability		45 %	45 %
Permissible leveling		5 °	5 °
Wheels			
Tyres type		Foam-filled	Foam-filled
Drive wheels (front / rear)		2 / 2	2 / 2
Steering wheels (front / rear)		2 / 2	2 / 2
Braking wheels (front / rear)		0 / 2	0 / 2
Engine/Battery			
Engine brand / model / norm		Kubota - D1105-E4B / Stage V	Kubota - D1105-E4B / Stage V
I.C. Engine power rating / Power (kW)		24.8 Hp / 18.5 kW	24.8 Hp / 18.5 kW
Miscellaneous			
Ground Pressure		10 daN/cm <sup>2</sup>	10 daN/cm <sup>2</sup>
Hydraulic Pressure		340 Bar	23 PSI
Hydraulic tank capacity		54 l	11.88 gal
Fuel tank		52 l	11.44 gal
Vibration on hands/arms		< 0 m/s	< 0 ft/s
Daily consumption **		4.27 l	0.94 gal
Standards compliance			
This machine is in compliance with:		European directives: 2006/42/EC- Machinery (revised EN280:2013) - 2004/108/EC (EMC) - 2006/95/EC (Low voltage)	European directives: 2006/42/EC- Machinery (revised EN280:2013) - 2004/108/EC (EMC) - 2006/95/EC (Low voltage)

# Load chart



## Dimensional drawing



## Equipment

### Standard

- 220V predisposition in the platform
- 4 simultaneous movements
- 4 wheel drive
- 4 wheel steer with crab mode
- Audible alarm and illuminated indicator lamp (leveling, overload, lowering)
- Backup electrical pump
- Basket 1,800 mm
- CAN bus technology
- Differential locking on rear axle
- Easy Manager
- Emergency stop button in platform and on frame
- Fuel gauge with low level indicator
- Fully galvanized basket with demountable floor
- Hour meter
- Leveling unlocking
- Load sensing pump
- Operator presence pedal
- Oscillating front axle
- Rear axle with limited slip differential
- Steer and rotate
- Stop & Go system

### Optional

- Air predisposition
- Battery charger
- Battery cut-off
- Beep on every movement
- Beep upon travel
- Biodegradable oil
- Coded anti-start
- Continuous turret rotation
- Exhaust line protection, spark arrestor and fume reduction system
- Extreme cold oil
- Galvanized basket 2,100 mm
- Highly capacity battery

**Optional**

Lockable fuel cap

Onboard generator (3,5 or 5 kW)

Personalized paintwork

SMS : Safe Man System


Safety harness

Spark arrester

Water heater

Water predisposition

Working light



Siège Social

430 rue de l'Aubinière - 44150 Ancenis Cedex - France

Tel: +33(0)2 40 09 10 11 - Fax: +33 (0)2 40 09 10 97

[www.manitou.com](http://www.manitou.com)



This brochure describes versions and configuration options for Manitou products which may be fitted with different equipment. The equipment described in this brochure may be standard, optional or not available depending on version. Manitou reserves the right to change the specifications shown and described at any time and without prior warning. The manufacturer is not liable for the specifications given. For more information, contact your Manitou dealer. Non-contractual document. Product descriptions may differ from actual products. List of specifications is not comprehensive. The logos and visual identity of the company are the property of Manitou and may not be used without authorisation. All rights reserved. The photos and diagrams contained in this brochure are provided for information only.

MANITOU BF SA - Limited company with board of directors - Share capital: 39,668,399 euros - 857 802 508  
RCS Nantes